2024

!

Environmental, Social and Governance Report

04

01
07
07
08
09

02 **ESG** 10
ESG 10
11
12

03
18
18
19
21
22
26

04
27
27
31
35
39

05
42
42
47

06
51
51
53
55
60

07
61
61
63
64
68

2

ESG

“ ” “ ” “ ”

300893

2024 1 1 2024 12 31

17 —

2 — 2023 12

GRI 2021

(https://www.cninfo.com.

cn/) http://www.songyuanansafety.com/

1

0574-62499207

“ ESG ”

ESG

ESG

ESG

-

- 2024 1 1 2024 12 31

- HiESG

ESG

ESG ESG

ESG

01

300893

2001 “ ” 2020

02 ESG

CQE

ESG ESG ESG

ESG ESG

ESG ESG

CQE

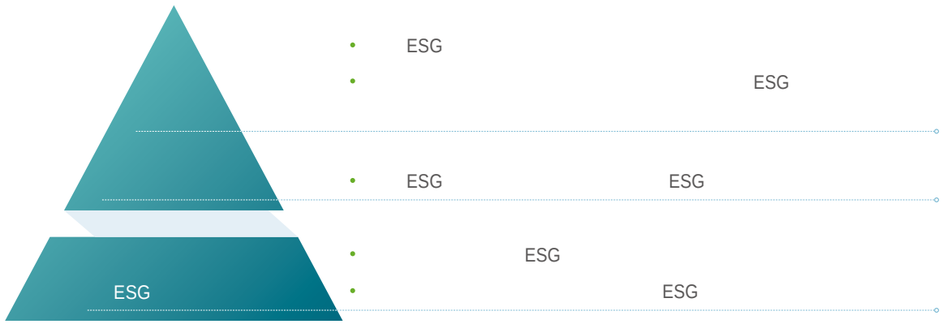

CQE

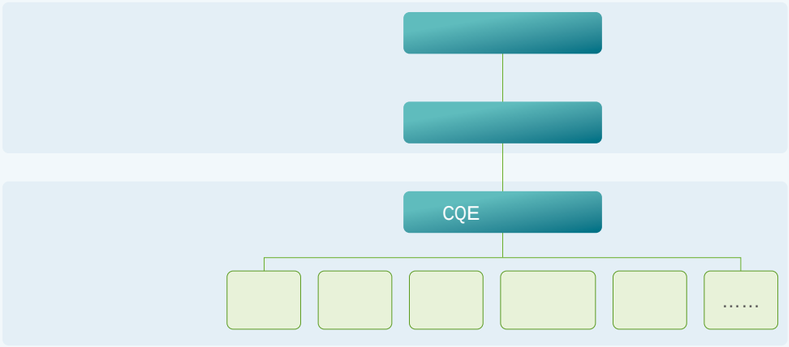

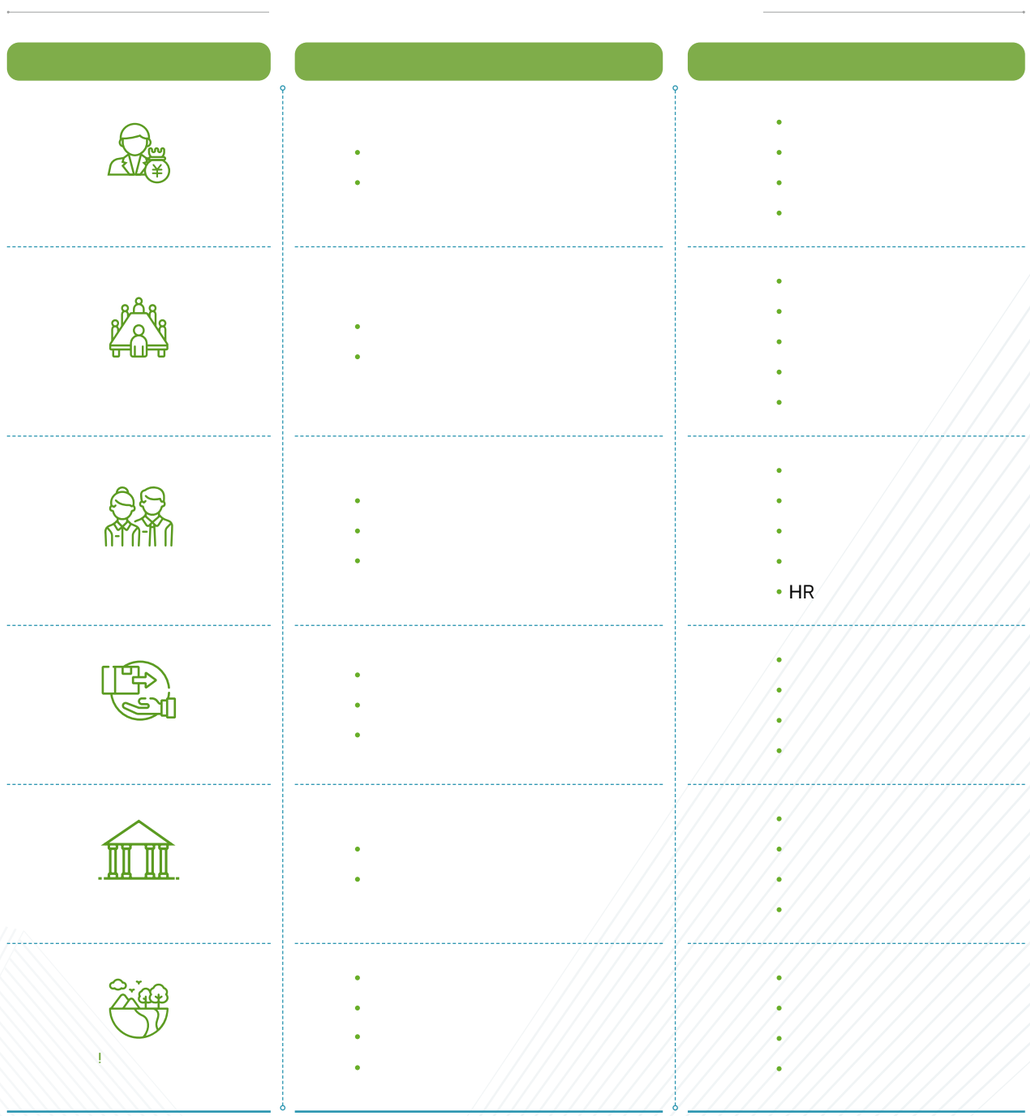

17 —

”

2024

ESG

GSSB

ISSB

S1 —

EFRAG

EFRAG IG 1:

“

18

3

9

6

5

2

6

5

0.02



0.02

!

							4	
						ж		

	• 2030 2023 20% • 2030	• 72 • 2023
	• 2030 • 2030 50 • 2030 50 • 2030 50	• 204 16.65% 9,784.17 45.32% CNAS • 168 121
	• 100% • 95% • 95% • 85	• 100% • 97% • 99% • 94
	• 70 5%	• 113 23.89%

	• 2030 100% • 2030 100% • 2030 100% 2023 20%	• • 2 100% 1.5 • 100%
	• 100% • 100% • ISO 14001:2015	• • • ISO 14001:2015
	• • 2030 100%	• ESG • 3,234.34 15,917.90 ; 2,264,481,000.76 ; •

03

“

” “ ”

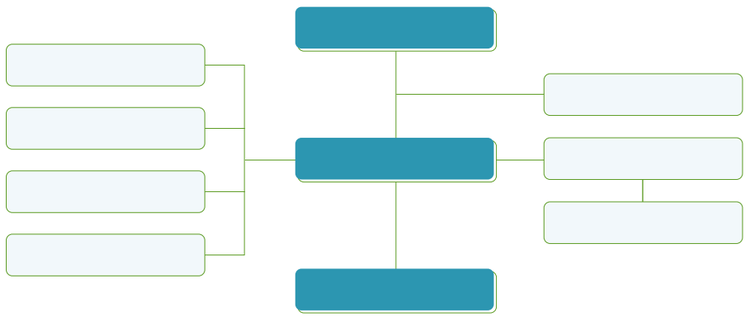

0.02

1 /2 /1 /.

/1.

7 3 1

3 1

	10
2022	1
2023	2
2024	2

/57 4 /51

65 /..#

/3 6. /0

@

2023 4,512





2024 26

24 2

2024

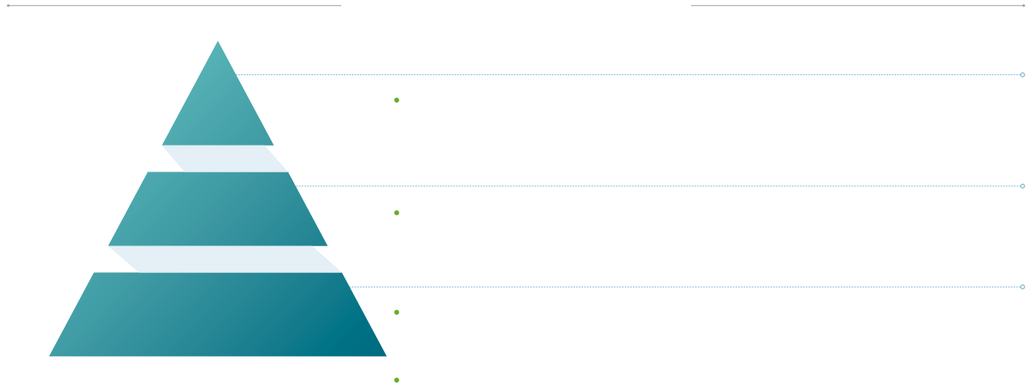



2024 12 8

2023

“ ” “ ” “ ” “

” 2024 8 6

“ ”

“ ”

“ ”

qb > qm l ews l q_dcrw,am k

/ 37+6640+7656

10

•

•

04

“

”

/

“

”

	• GB12348-2008 3
	• (GB16297-1996)
	• (GB8978-1996)
	•
	•

- “ ”



“

”



“ - - ”

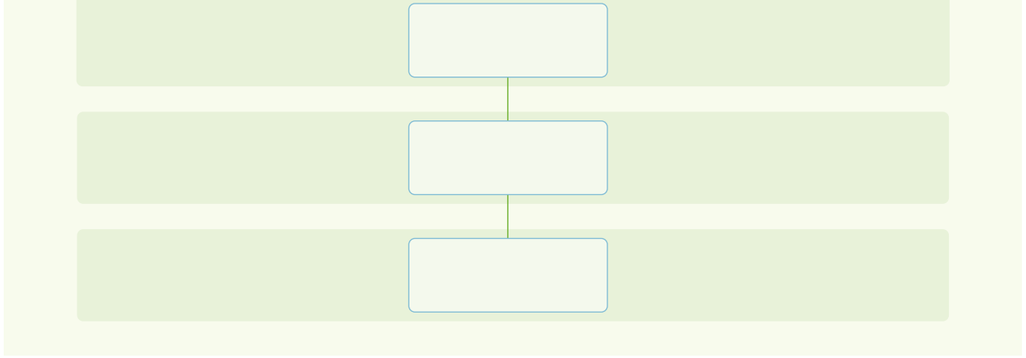

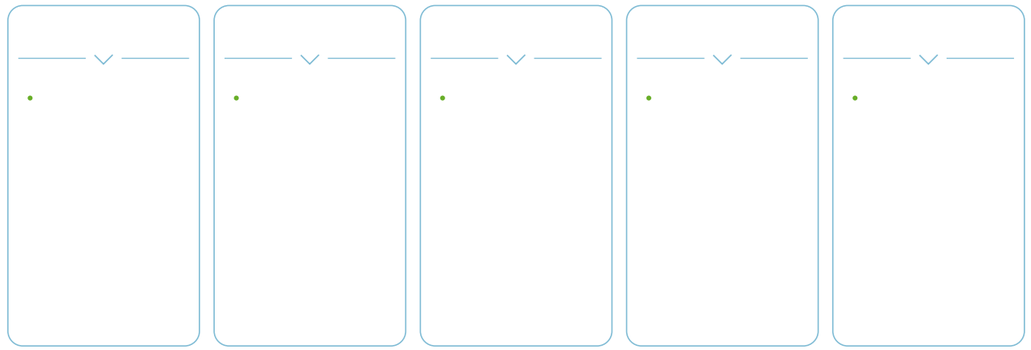

,

4.30MW 4,239.04MWh PA PET

4.70MW 21%

“ ”

14,216 3

13.2

“ ”

“ ”

	pH COD_{Cr} BOD_5

		•
		•
		•
		•
		•
		•
		•
		•
		•
		•

2030

ESG

ESG ESG



			▼ ▲
			▼
			▲
			▲ ▼
			▼
	“ ”		▲
			▼
			▼

1.5

2030 2038

2024 83%

99% “ “ ” ”

- 2023 2030 40%

2023 2030

- 20%
- 10%
- 40%
- 10%

ESG

“ ” ” ” “ ”

05

AB&SW

Airbag&Steering Wheel & SB Safety Belt

“ ” “ ”

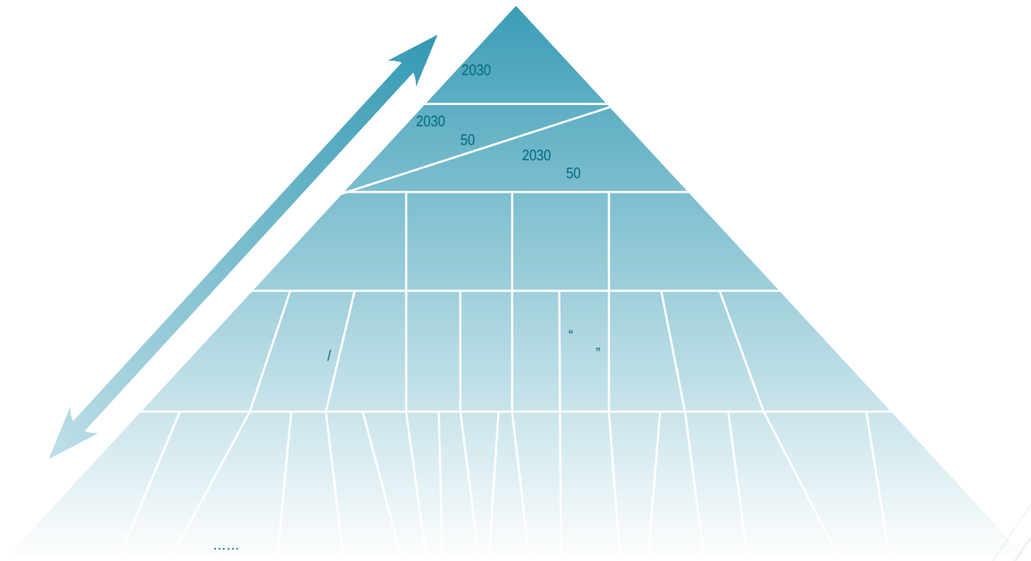



&

Global GSM



204 16.65% 9,784.17 45.32%

CNAS China National Accreditation Service for Conformity Assessment

0.02

		GD&T Geometric Dimensioning and Tolerancing Toler ʒ̣ ľ Œ /

!

0.02

5 5

VDA6.5 & IATF16949 2016

COP

Conformity of Production

“ ”

CDP

MES Manufacturing Execution System

ERP Enterprise Resource Planning OA O f ce Automation

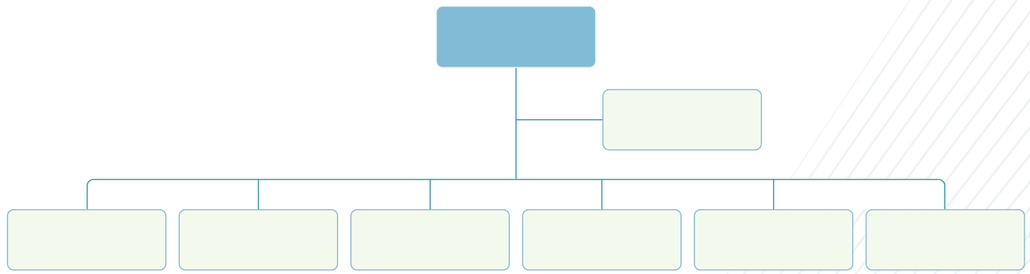

“ ”

113 23.89% 2024

16 12 4 GB/T 29490-2013

" - - "

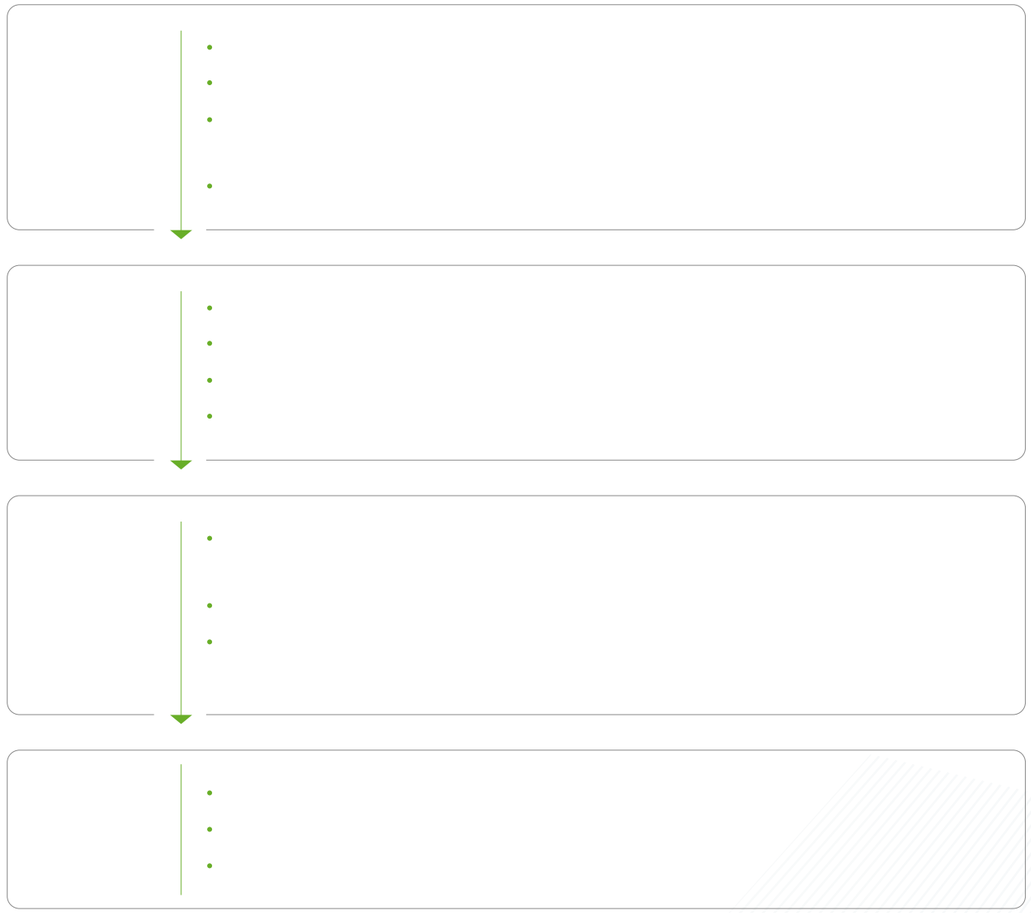



2024

IATF16949

PPAP Production Part Approval Process

GP12 General Procedure 12-Early Production Containment 12-

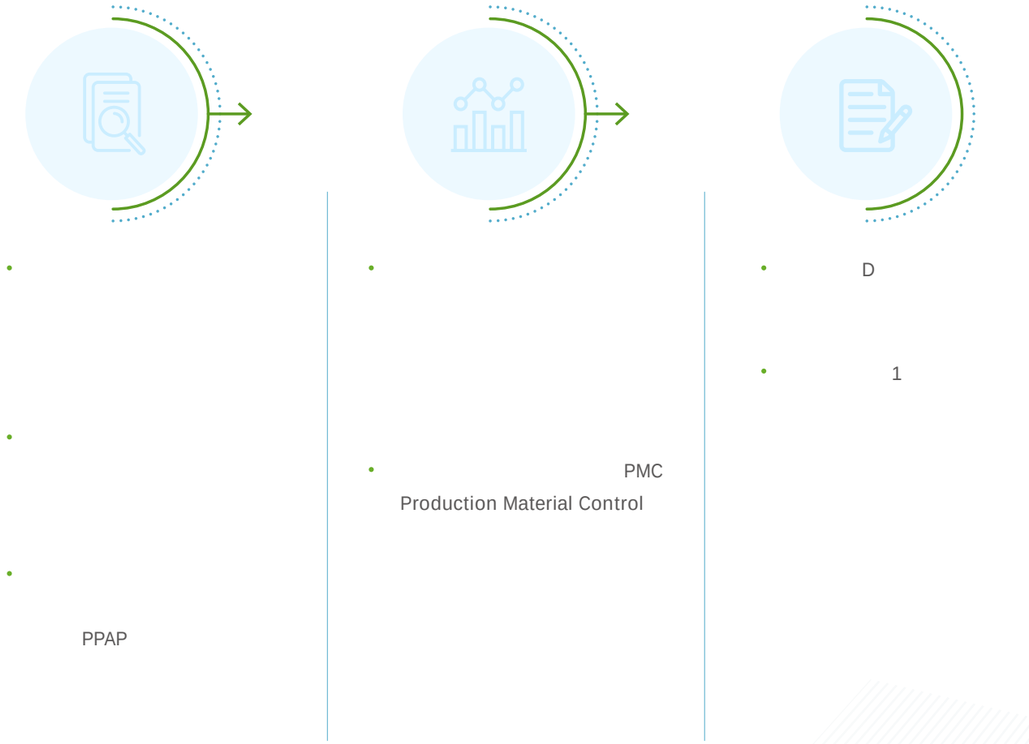

PPAP

PMC

Production Material Control

D

1



19 8

41%



“ ”

117.78

“ ”

0.02

“ ”

2024 5 26 " " .

"

"

" "

100%

qb > qm l ews l q_dcrw,am k

/ 37+6640+7656

“

”

“ ”

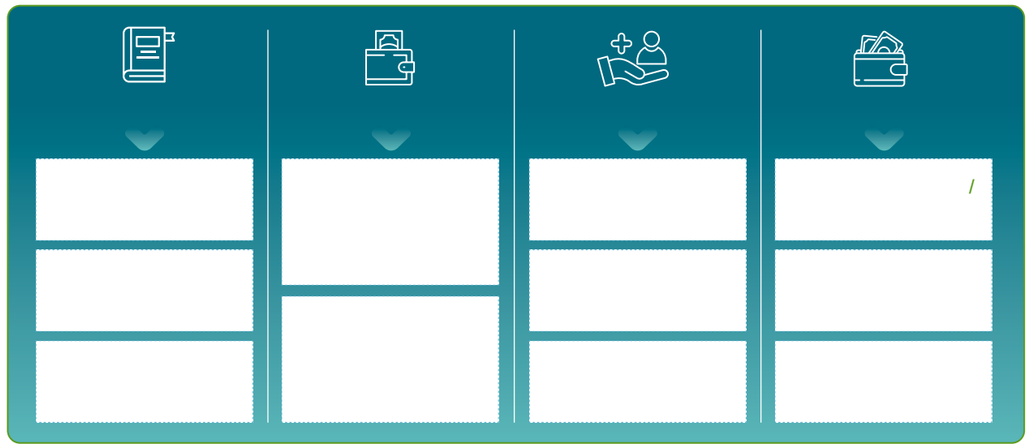

“ ”

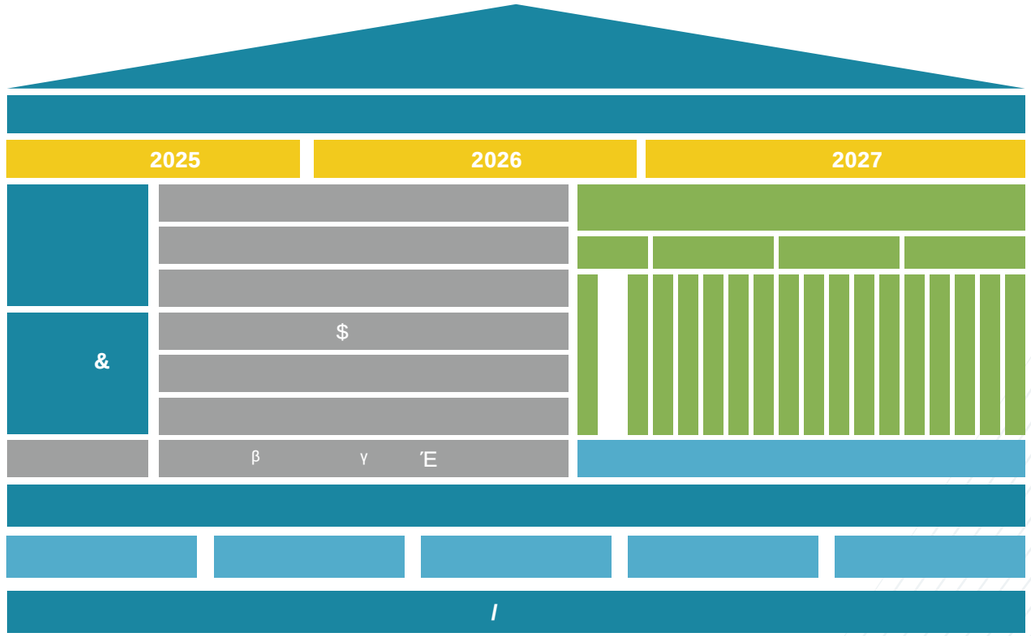

&

- “ ”
- 53

360

0.02

- IT

ESG

7 30 60 90

-

-

-

-

“ ”

-

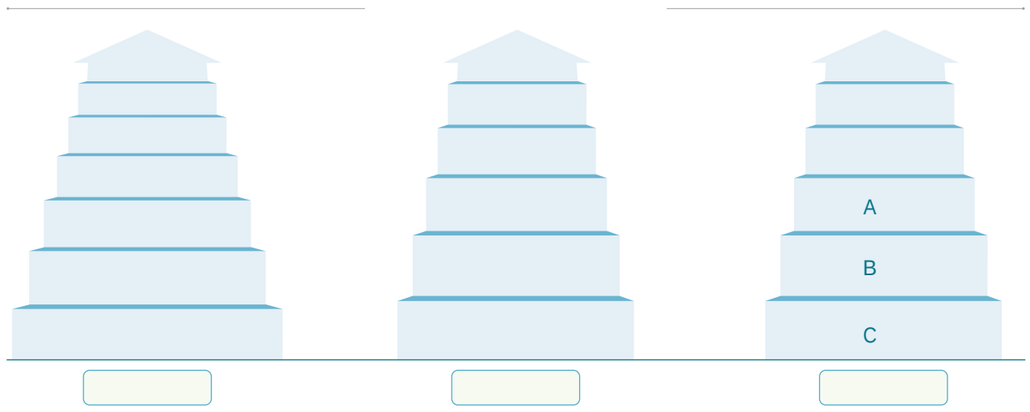

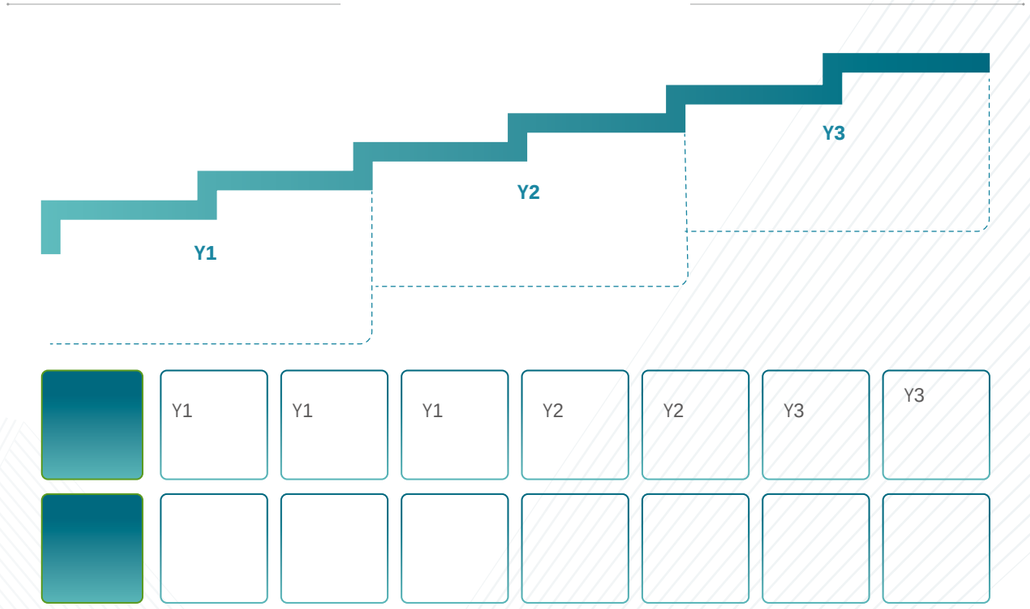

57 25

“ ”

“ — —

”

ISO 45001:2018

	•
	•
	•

	•
	•
	•
	•
	•
	•

	•
	•

CQE

	2022	2023	2024
	130.00	120.00	60.5
	0	0	0
	0.00	0.00	0.00
%	100.00	100.00	100.00

0.01 0.02

	2022	2023	2024
1	20,694.15	26,342.76	24,603.20
1	34,801.94	12,187.76	15,187.18
2	16.92	86.09	144.28
1	1,394.00	1,907.68	2,678.88
	1,432.85	3,388.23	4,239.04
	1,432.85	3,388.23	4,397.04
3	15,863.37	29,368.04	47,001.04
/	0.16	0.23	0.24
	60,110.00	161,719.52	147,513.00

	2022	2023	2024

[1] 2022 2023

[2] 2022 2023

[3] 2023

		2022	2023	2024
[1]		—	—	11,781.20
PM [2]		120.00	2,496.40	5,668.50
VOCs		—	—	6,112.7
[2]		15,647.39		? —

[1]

[2] 2023
2006 IPCC

[3] “ ”
2021
0 /
2015

[4] “ ” “ ” “ ” “ ”
1 2 4 5 6 8 9 10 12 13 15
World Input-Output Database WIOD
UK DEFRA Conversion Factors US EPA GHG Emission Factors Hub
2024 12

[1] PM VOCs

[2]

		2022	2023	2024
[1]		7,694.41	12,551.60	19,152.24
[2]		295.68	1,976.20	3,234.34
[3]		7,398.73	10,575.40	15,917.90
	/	0.08	0.10	0.10
[4]		—	165,831.87	2,264,481,000.76

		2024
		330
		14
		8
	%	2.42
	%	100.00
	%	44.85
	%	13.33
/	%	13.33

		2022	2023	2024
		76.4	51.0	117.78

		2023	2024
		990	1,423
		370	484
	%	37.37	34.01
		620	939
		80	97
	%	8.08	6.80
		26	26
		0	0
		0	2
		75	149
[1]	%	7.58	10.47
		8.34	8.13

[1] = / x100%

		2023	2024
		—	9,617.82
		—	7,549.86
[1]	%	23.77	21.50

[1] = - / x100%

		2023	2024
		288	1,423
	%	29.09	25.00
		115	484
		173	939
		602	1,423
	%	60.81	25.00
		576	3,965
		346	936
		230	3,029
		2	2.79

		2022	2023	2024
		—	9	7
		0	0	0
[1]	%	100.00	100.00	100.00
		0	0	0
	%	100.00	100.00	100.00

t /5 u

	ESG
	ESG
	ESG
	ESG
	ESG
	-
	ESG
	-
	ESG
	-
	ESG
	ESG

	ESG

t 0 ˚ 0.01 /0 u

9.1		ESG
9.2		
9.3		ESG
9.4		
9.4		ESG
9.4		ESG
9.5		
9.6		
9.7		
9.8		
9.8		
9.8		
9.8		
9.8		
9.8		
9.8		
9.9		

9.9		ESG
9.9		ESG
9.9		
9.9		
9.9		
9.9		
9.9		
9.9		
9.10		
9.11		
9.12		
9.12		
9.12		
9.12		
9.13		
9.13		
9.13		
9.13		
9.14		
9.15		ESG

t EP u 0.0/

	(GRI) 2024 1 1 2024 12 31
GRI 1	GRI1 2021
GRI	

“ GRI ” 2023 ESG

GRI 202 GRI 207 GRI 301 GRI 101 GRI 410 GRI411
GRI 415 GRI 417

GRI					
GRI 2 2021	2-1		“ ”		
	2-2				
	2-3				
	2-4	ESG			
	2-5				
	2-6				
	2-7	ESG			
	2-8	ESG			
	2-9	ESG			

GRI					
GRI 2 2021	2-10	http://www.cninfo.com.cn/new/announcement/download?bulletinId=1220675711&announceTime=2024-07-19			
	2-11	2024			
	2-12	ESG			
	2-13	ESG			
	2-14	ESG			
	2-15				
	2-16				
	2-17				
	2-18		2-18-a 2-18-b 2-18-c	/	
	2-19		2-19-a 2-19-b		

GRI					
GRI 2 2021	2-20		2-20-a 2-20-b		
	2-21		2-21-a 2-21-b 2-21-c		
	2-22	ESG			
	2-23				
	2-24				
	2-25				
	2-26				
	2-27				
	2-28	UNGC			
	2-29				
	2-30				
GRI 3 2021	3-1				
	3-2				

GRI					
GRI3 2021	3-3	ESG 2024			
GRI 201 2016	201-1	ESG 2024			
	201-2				
	201-3		201-3-a 201-3-b 201-3-c 201-3-d 201-3-e	/	
	201-4		201-4-a 201-4-b 201-4-c	/	
GRI3 2021	3-3				
GRI 203 2016	203-1				
	203-2				
GRI3 2021	3-3				

GRI					
GRI 204 2016	204-1		204-1-a 204-1-b 204-1-c	/	
GRI3 2021	3-3				
GRI 205 2016	205-1		205-1-a 205-1-b	/	
	205-2				
	205-3	ESG			
GRI3 2021	3-3				
GRI 206 2016	206-1		206-1-a 206-1-b	/	
GRI3 2021	3-3	-			
GRI 302 2016	302-1	- ESG			
	302-2		302-2-a 302-2-b 302-2-c	/	
	302-3	- ESG			
	302-4	-			
	302-5		302-5-a 302-5-b 302-5-c	/	

GRI					
GRI3 2021	3-3				
GRI 303 2018	303-1				
	303-2				
	303-3	ESG			
	303-4	ESG			
	303-5	ESG			
GRI3 2021	3-3				
GRI 305 2016	305-1 1	ESG			
	305-2 2	ESG			
	305-3 3	ESG			
	305-4	ESG			
	305-5				
	305-6 ODS		305-6-a 305-6-b 305-6-c 305-6-d	/	
	305-7 (NOx) (SOx)	ESG			

GRI					
GRI3 2021	3-3				
GRI 306 2020	306-1				
	306-2				
	306-3	ESG			
	306-4	ESG			
	306-5	ESG			
GRI3 2021	3-3				
GRI 308 2016	308-1		308-1-a	/	
	308-2		308-2-a 308-2-b 308-2-c 308-2-d 308-2-e	/	
GRI3 2021	3-3				
GRI 401 2016	401-1	ESG			
	401-2				

GRI					
GRI 401 2016	401-3		401-3-a 401-3-b 401-3-c 401-3-d 401-3-e	/	
GRI3 2021	3-3				
GRI 402 2016	402-1		402-1-a 402-1-b	/	
GRI3 2021	3-3				
GRI 403 2018	403-1				
	403-2				
	403-3				
	403-4				
	403-5				
	403-6				
	403-7				
	403-8	ESG			
	403-9	ESG			
	403-10	ESG			

GRI					
GRI3 2021	3-3				
GRI 404 2016	404-1	ESG			
	404-2				
	404-3	ESG			
GRI3 2021	3-3				
GRI 405 2016	405-1	ESG			
	405-2	ESG			
GRI3 2021	3-3				
GRI 406 2016	406-1				
GRI3 2021	3-3				
GRI 407 2016	407-1		407-1-a 407-1-b	/	

GRI					
GRI3 2021	3-3				
GRI 416 2016	416-1		416-1-a	/	
	416-2	ESG			
GRI3 2021	3-3				
GRI 418 2016	418-1	ESG			

Q?Q@ + ?srm N_prq

	SASB		
	TR-AP-130a.1	(1) (2) (3)	ESG
	TR-AP-150a.1	(1) (2) (3)	ESG
	TR-AP-250a.1		
	TR-AP-410a.1		
	TR-AP-440a.1		
	TR-AP-440b.1		—
	TR-AP-440b.2		—
	—		

QBEq

			2024	
	6.3 2030		ISO 14001:2015	
	6.4 2030			
	7.2 2030		4.30MW 4,239.04MWh 4.70MW 21%	
	8.5 2030			
	8.7 2025			

			2024	
	12.5 2030			
	12.6	ESG		
	13.3		ESG	
	16.5		16	